



Thermal Shock Chambers



Angelantoni Test Technologies
stay ahead to meet the needs
of the Industry of the Future, where

Internet Technology,

Remote Connections,

Communication & Networking

are the keywords for success.




spinner
CST130/2T
Thermal Shock Chamber

ACS is proud to announce the **new** Thermal Shock Chamber CST130/2T “spinner”!

A new design for a **more compact** and precise equipment, powered now by the **powerful and hyperconnecting control system MyKratos™**, which makes it possible to manage and monitor the chamber from the on board panel and desktop/mobile devices.

spinner CST130/2T

The CST130/2T “spinner” vertical thermal shock test chamber is made up of two test chambers placed one on top of the other: a hot chamber above and a cold chamber below.

The machine takes its name from the “spinner”, the mechanism that moves the basket from one chamber to the other. The basket, which holds the products to be tested, is moved electrically by means of a motorized worm drive that ensures a fast transfer speed and significantly reduced vibrations.



4 |

NEW 10” ON BOARD DISPLAY

Powered by **MyKratos™ software**, it makes available all the chamber functions from the operator panel with the same user-friendly interface presented on remote devices



NEW ECO FRIENDLY REFRIGERANT R449A

With low GWP (Global Warming Potential), compliant with European Regulation 517/2014



The same software in any device

to manage all the chamber functions from the on-board panel and remote devices (PC, tablet and smartphones)



New Interactive Assistance Support System

which monitors the chamber to guarantee faster and more efficient services. MyAngel24™ now features new functions for automatic reporting, self-diagnosis and preventive maintenance

CST130/2T “spinner”

Main Technical Data

Basket capacity 130 lt
Basket useful dim. 614x500x425 (WxDxH) mm approx
Maximum basket load 50 Kg
Chamber external dim. 1252x2072x2844 (WxDxH)
Temperature range (measured at room temperature of 22°C, empty working space and nominal voltage): <ul style="list-style-type: none"> • upper chamber +70/+220°C • lower chamber -80/+100°C
Temperature fluctuation: ±1°C
Basket displacement speed <10 sec.
Max load with MIL 883 test (15 min resetting time on specimen): <ul style="list-style-type: none"> • 13 kg lcs distributed on 2 shelves with MIL 883 test D • 20 kg lcs distributed on 2 shelves with MIL 883 test C • 26 kg lcs distributed on 2 shelves with MIL 883 test B

Main Standards

MIL-STD-883H, method 1010.8, test conditions A, B, C, D, F	✓
MIL-STD-810G (*), method 503.5 procedures I-B, I-C, I-D	✓
IEC 60068-2-14 test Na	✓

(*) with dedicated SW

Rich basic configuration

- Electronic control of the ON/OFF solenoid valves makes it possible to optimize the operation of the cooling system according to the machine’s working conditions
- Compressed air drying columns to improve chamber performance in terms of productivity, for long-term tests without the need to use defrosting cycles
- The new CST130/2T “spinner” allows you to add a preconditioning and postconditioning stage to the test cycle:
 - Preconditioning allows the obtaining of cycles that are closer to the thermal profile set in the first stages;
 - Postconditioning allows the specimen to be moved more rapidly at the end of the cycle. To speed up the cooling of the hot chamber, it is equipped with a compressed-air flushing system
- Hardware device for intelligent control of the heating elements, which by means of dedicated software algorithms reduces the absorption peaks, and thus saves energy
- Internal design conceived to obtain an ideal air flow that is optimized for the most demanding standards, such as the MIL-STD-883H METHOD 1010.8
- Free PT100 sensor inside the basket, Port (95 mm), Electrical panel with IP54 protection, inspection window

ACS Smart Cooling Kit

Developed by Angelantoni Test Technologies, **ACS Smart Cooling Kit (patent pending)** is a new concept of the compressor Stand-by mode, included in the chamber basic configuration, based on an innovative configuration of the refrigeration circuit managed through new, dedicated software algorithms. The new system allows a more efficient management of pressures upstream and downstream of the compressor, producing a better control of the cooling capacity and a reduction of the mechanical effort.

The resulting benefits are:

- Up to 20% reduction of power consumption
- Up to 50% noise attenuation
- Increased system reliability
- Better temperature regulation inside the chamber

Stand-by mode: the compressor works in “reduced effort” conditions, during the phases in which cooling capacity is not required. Total stand-by times can even reach 70% of the total time of a test

CST130/2T “spinner” mykratos™ Control System

Thanks to their hyper-connectivity, ACS test chambers equipped with **MyKratos™** can match current and future needs related to the new demands of the Industrial Internet of Things and Industry 4.0 for integrated, interconnected and communicating machines.

Available on the new 10 inch display

Simple to use graphical interface

Clarity, consistency and efficiency of use

Embedded Control Software

MyKratos™ inside, to control monitor and assist the chamber from any device. No additional hardware or software required

Free App

to fully manage the chamber via mobile devices (Google Play and Apple Store)

Easy remote access and control

via integrated Wi-Fi / mobile network and Ethernet

Chamber Internal Cloud

for data storage

The interface consists of a powerful software accessible from the 10 inch on board display and from remote devices (PC, tablet, smartphone), **MyKratos™**, including the interactive assistance system **MyAngel24™**.

The chamber is equipped with a **PLC** (Programmable Logic Controller) for managing all the chamber's functions and safety interlocks. A special device controls the chamber via mobile devices, such as tablets and smartphones, or establishing a remote Internet connection.

6 |



Air-to-Air or Liquid-to-Liquid: **Extreme versatility**

ACS complete line of thermal shock chambers includes either **Air-to-Air** or **Liquid-to-Liquid** models, designed for thermal shock tests on components or complete equipment by submitting them to rapid temperature changes automatically.

They are suitable **for Quality Control Laboratories or in Production plants** for the screening of commercial and military components.

The ACS **Air-to-Air** thermal shock chambers meet the following standards:

- MIL-STD-883H, method 1010.8, test conditions A, B, C, D, F
- MIL-STD-810G (*), method 503.5, procedures I-B, I-C, I-D
- IEC 60068-2-14 test Na

(*) with dedicated SW

The ACS **Liquid-to-Liquid** thermal shock chambers meet the following standards:

- MIL-STD-202G, method 107, test conditions AA, BB, CC
- MIL-STD-883H, method 1011.9, test conditions A,B,C
- IEC 60068-2-14 test Nc

The extreme versatility of **ACS** chambers allows users to carry out a wide range of tests necessary to determine thermal characteristics under the effect of two alternating extreme temperatures. It is possible to offer standard or custom-designed models, either vertical, horizontal or "walk-in" types.

Their wide range of accessories, the large range of temperatures, the reliability of the mechanical cooling systems and the After-Sales Service Assistance contribute to make ACS chambers an essential factor for Quality Control and Production facilities.

The Traditional Approach

Air-to-Air Thermal Shock Chambers:
Two temperature method,
specimen moving with the basket

Traditional version with specimen moving in the basket

- Vertical model, chain movement = CST320 2T
- Horizontal models, pneumatic movement = CST500 2T, CST1000 2T
- The two test compartments can be placed vertically or horizontally.
- An electrically driven basket moves between the two temperature zones which will produce a thermal shock on the specimen.
- The vertical model is available with basket useful volume of 320 litres; horizontal models are available with basket useful volumes of 500 and 1000 litres.
- Special models are available on request.
- The external structure is in painted carbon steel grey RAL7035; the interior and the basket are in AISI 304 stainless steel.
- The doors (one for each test compartment) are fitted with safety microswitches which immediately stop the chamber's operation when one of the doors is open.



MODEL	Basket dims. mm (WxDxH)	Ext. dims. mm (WxDxH)	Thermal load (Kg*)	Weight (Kg)	Voltage** (VAC)	Rated Power (kW) Max
CST320 2T	700x700x650	1530x2900x2400	15/7	1600	400 V ±10%/50Hz/3ph + N + G	29,1
CST500 2T	630x900x900	3830x2060x2640	25/13	3500	400 V ±10%/50Hz/3ph + N + G	48
CST1000 2T	730x1000x1400	4490x2360x2650	50/30 ***	4500	400 V ±10%/50Hz/3ph + N + G	91,2

* reference value in order to achieve the following "recovery times": 2 min in the range -55/+125°C - 5 min in the range -65/+150°C

** other voltages or frequencies on request, according to customers' specifications

*** reference value in order to achieve the following "recovery times": 6 min in the range -55/+125°C - 11 min in the range -65/+150°C

An Alternative Approach

Air-to-Air Thermal Shock Chambers:
Two temperature method,
specimen fixed in its position

Alternative version with specimen fixed in its position, “flapper” models

The concept

“flapper” is an innovative approach to thermal shock which can dramatically improve the space crowded situation of many testing laboratory and increase the use flexibility. The specimen is fixed in its position and the chamber is connected alternatively to hot and cold chambers (by “flaps”). This technical solution creates the possibility of the unit being capable of performing as a standard thermal shock chamber and also gives the possibility to perform ESS tests and conventional thermal cycles. This style eliminates the problem of having to worry about cables that may need to “travel” with your test items. Since the unit under test stays in place it is easy to connect any wiring or sensors necessary to verify test results. The number of cycles before defrosting is considerably increased thanks to a pressure compensation system (bellows connected to both cold and hot rooms).

Additional feature

Further to the traditional thermal shock, the chamber can be used for some environmental stress screening and temperature profiles with a dedicated S W.

According to MIL STD 883 and IEC 68-2-14

Temperature range	-80°C/+220°C
Temperature accuracy in time	±0.5°C
Heating temperature rate from -55°C to + 125°C*	40°C/min
Cooling temperature rate from +125°C to -55°C*	20°C/min
Recovery time (-55°C / +125°C) with 5 Kg load (IC)	15 min

(*) with reference temperature sensor on the air blow out



MODEL	Basket dims. mm (WxDxH)	Ext. dims. mm (WxDxH)	Max load (Kg)	Weight (Kg)	Voltage** (VAC)	Rated Power (kW) Max
CST130 S “flapper”	580x510x420	1400x1780x1950	30	1300	400 V ±10%/ 50Hz/3ph + N + G	19,8
CST320 S “flapper”	700x700x650	2740x1700x2450	50	2400	400 V ±10%/ 50Hz/3ph + N + G	39

** other voltages or frequencies on request, according to customers' specifications

Air-to-Air Optional Accessories

LN2 Auxiliary Cooling

ACS thermal shock chambers can be equipped with an auxiliary cooling system with LN2 supplied by means of centralized tank or bottles. This auxiliary cooling system achieves a fast temperature recovery time in the same T range when the thermal load in the basket is exceeding the load limits. Another application is when the test has to perform low temperature values that cannot be achieved with the traditional mechanical cooling systems only (e.g. down to -180°C with LN2). In this case the equipment must be adapted with suitable thermal insulation and special construction. On request we can supply our chambers with LN2 only, without mechanical cooling.

Graphic Recorder

A six-channel μ processor graphic recorder can be installed to provide a continuous recording of all the temperatures measured by the chamber. The recorder is provided with a digital display showing the actual printed value. It is possible to print the time scale and the values unit dimensioning (according to the International System of Units - ISU). The prints are made with 6 different colours. The six channel recorder is complete with two Pt100 probes, one for each cabinet.

Specimen Temperature Recording

Additional thermal probes can be connected to the recorder to measure the temperatures at additional points. The probes are installed in the movable basket passing through two special dedicated portholes (see further accessories).

Connecting Portholes

Various sizes of portholes are available according to chamber models. They allow an easy electric connection between equipment external to the chamber and the devices under test in the basket.

Gaseous Nitrogen (N2) Purging System

This system allows to avoid the condensation of internal humidity on the specimen under test, thus increasing the number of cycles before defrosting. The use of this option also eliminates the presence of oxygen in the chamber to prevent oxidation phenomena at high temperature on the contacts of the components under test. It is optional for 500 and 1000 l horizontal models, while it is included for 320 l vertical model (not available for "flapper" models).

Set of no. 8 auxiliary contacts

RS 232 interface + Winkratos SW

For remote control and programming via PC.

Remote air condenser

(on request)

Special voltages or frequency

(on request)

Air-to-Air Features and benefits

Constructive features	Your Advantages
<ul style="list-style-type: none"> Carbon steel, industrial paint finish, exterior; stainless steel AISI 304 interior, 18/8. 	Heavy and robust construction, ergonomic features and elegant design. No rust formation.
<ul style="list-style-type: none"> Argon welded internal chamber. The internal structure is connected to the external structure by means of phenolic joints. 	No humidity penetration. No thermal bridge between internal chambers and external environment, resulting in energy savings.
<ul style="list-style-type: none"> 2 ea. large full-light doors with soft double silicone gaskets and key-locks. 	Full accessibility to the chambers. No water vapour infiltration at low temperatures. Possibility to use the cabinets separately.
<ul style="list-style-type: none"> Internal ventilation realized by means of powerful propeller fans driven by external motors. They are provided with stainless steel shafts. 	Quick response of the specimen to temperature changes. Uniform temperatures inside the cabinets.
<ul style="list-style-type: none"> Cooling systems driven by two cascade compressors complete with safety valves and thermal protections. Refrigerants: R449A for the first stage and R23 for the second stage. 	Rapid cooling with low noise level. Maximum reliability of the equipment. Low level of vibration. Ozone friendly and non-inflammable refrigerants. Low cost of operation.
<ul style="list-style-type: none"> Heating system by means of armored finned type electric heaters. They are protected by adjustable failsafe overtemperature switches. 	Fast recovery times due to low thermal inertia. Heat radiation in the cabinet is minimized.
<ul style="list-style-type: none"> Control and regulation by means of a PLC controller/programmer. Its control is based on PID feedback principle. Input/output are connected to Pt100 platinum variable resistance probes. 	Fast thermal response with continuous and linear control over the whole range. Precise control of temperatures by means of Pt100 thermal probes.
<ul style="list-style-type: none"> Thermal probes: Pt100 platinum probes with 100 ohms at 0°C as per DIN specifications. 	Fast response and good linearity in the range -100°C to + 200°C.
<ul style="list-style-type: none"> Electric connections according to IEC specifications. 	High reliability and operator safety.
<ul style="list-style-type: none"> Blowers stop during the basket movement. 	Reduced air mixing between the cold and hot chambers.
<ul style="list-style-type: none"> Microswitches on chamber doors. 	Chamber stop in case of doors opening. Operator safety.
<ul style="list-style-type: none"> Safety push button in case of emergency. 	Easy protection of chamber and specimen in case of failure.
<ul style="list-style-type: none"> "Undercooling" or "overheating" operation modes available. 	Faster temperature recovery time after basket transfer.

Liquid-to-Liquid For more severe testing

ACS has developed and is producing a full range of chambers for **Liquid-to-Liquid thermal shock tests**. This standard range of chambers meets any commercial or military test specification.

The chamber body is gray RAL 7035, the front is blue RAL 5015.

Two powerful compressors are connected in cascade and provide rapid and reliable temperature cooling performance. Environmentally friendly refrigerants are also used. The basket movement is electrically operated.

The time needed by the basket to move from one well to the other is less than 10 seconds. A plexiglass cover door closes the test volume in order to minimize the liquid consumption by evaporation.

The ACS Liquid-to-Liquid thermal shock chambers are designed to use one fluid only such as the GALDEN D02.



CSTL20

A special evaporator for the fluid vapour condensation (fitted as standard) is placed over the wells, and allows condensation and recovery of the fluid vapours.

These features put our chambers at the top range of the worldwide production with highly reduced fluid consumption (i.e. approx. 3 g/h for CSTL20 and only 0,5 g/h for the CSTL12!!). The chamber is equipped with an expansion "bellow" used for pressure compensation during the test operations. This avoids overpressure inside the chamber that can force the door and cause fluorinert leaks.

The CSTL models can be equipped with a wide range of accessories (recorders, customized shelves for the specimen, vapour suction blower with automatic butterfly valve, etc.).

12 |

MODEL	Basket dims. mm (WxDxH)	Ext. dims. mm (WxDxH)	Thermal load (Kg*)	Weight (Kg)	Voltage** (VAC)	Rated Power (kW) Max
CSTL12	120x120x120	1200x1100x1940	1,5/0,8	700	400 V ±10%/50Hz/3ph + N + G	6
CSTL20	200x200x200	1400x1300x2130	2,5/1,5	950	400 V ±10%/50Hz/3ph + N + G	10

* reference value in order to achieve the following "recovery times": 2 min in the range -54/+125°C - 5 min in the range -65/+150°C

** other voltages or frequencies on request, according to customers' specifications

Control system and user interface

Basic Configuration: KeyKratos Plus

Hardware

- 65536 colours with TFT technology
- Faster control
- Memory support for recordings and alarms
- Secure digital card, pendrive (USB key style), Internal memory

Software

- User friendly data input during editing, check and administration of cycle
- Real time recording of temperatures versus time (LOG on SD)
- USB interface on front panel for stick or printer
- Recordings in CSV format (Comma Separated Value) for easy export to Excel®, program files are easily convertible into graphic format
- The system is available in 6 languages: Italian, English, German, Spanish, French, Dutch

Optional: WinKratos software for remote control and programming via PC

Winkratos S/W package (running under Windows 7 or higher) offers a powerful and flexible control & management system. It allows the user to:

- Control and Monitor the chamber from a remote personal computer
- Create and Manage a test programs archive
- Record and Manage a test records archive

Graphic functions

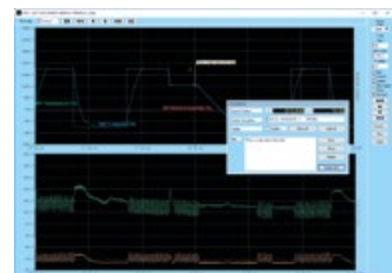
- Graphic monitoring of chamber measure behavior with multiple charts panel
- Delayed Start of the chamber to optimize time scheduling
- Graphic test programs editor with two editing mode: "entry-level" and "advanced"


Acquisition functions

- Record of occurred events such as alarms, commands, etc.
- Record of chamber values during tests

Additional functions

- Print test programs in text format
- Export test data recorded in ASCII format
- Possibility to add notes on the graph
- Global monitor to control many chambers at the same time






Angelantoni Test Technologies, owned by the **Angelantoni Group**, is the only company capable of offering a comprehensive range of environmental test chambers - **ACS** branded - for a great variety of applications, thanks to the expertise and technical know-how of its teams of experts. Innovation, flexibility and organization have always been the keys to success for ACS, world-famous since 1952 also for its high-tech test equipment such as Thermal High Vacuum Chambers for Aerospace applications and Calorimeters.



Angelantoni Test Technologies
Località Cimacolle, 464
06056 Massa Martana (Pg) - Italy
Tel. +39 075.89551 (a.r.)
Fax +39 075 8955200
info@acstestchambers.it



Angelantoni
MORE THAN YOU THINK



Angelantoni Test Technologies

Loc. Cimacolle, 464 - 06056 Massa Martana (Pg) - Italy
Tel. +39 075.89551 (a.r.) - Fax +39 075 8955200
info@acstestchambers.it

www.att-testing.com
www.acstestchambers.com



Subsidiaries
Ofterdingen, GERMANY
info@att-umweltsimulation.de

Paris, FRANCE
info@attfrance.fr

Beijing, P.R. CHINA
info@attasiapacific.com

Noida, INDIA
info@attindia.in